

asurion

ASURION HQ, TN

BB KING MEMORIAL, MS

PRODUCT CATALOG

ARCHITECTURAL ELEMENTS, CLADDING & DECKING

Geolam®

Architectural Eco-Technology



MARS PETCARE HQ, TN



BLACKBAUD HQ, SC



Geolam products are light, easy to install and exceed the strength and durability of natural wood. Wood's warmth and aesthetic look is perfectly reproduced using our unique, sustainable, patented technology.

With over 500 installations across North America, Geolam products require very little maintenance, are fade resistant and can withstand extreme climates. They are ideal for façades, sunshades, rainscreens, other architectural accents, cladding, soffits and decking.

Architectural Elements

HYBRID ALUMINUM/WPC

Available in Teak, Moleskin, Rosewood and Ebony



| | Dimensions | Weight | End caps | | Connectors | |
|--|------------|--------------------------|----------|-----|------------|--------|
| | | | Plastic | WPC | Straight | Corner |
| Soleo 6027 Minimum 1,000 lineal ft for all colors. Standard Length - 9 ft 10 in. | | 0.74 kg/lm 0.50 lb/ft | ✓ | | | |
| Soleo 6005 Minimum 1,600 lineal ft for all colors. Standard Length - 9 ft 10 in. | | 0.60 kg/lm 0.40 lb/ft | | | | |
| Soleo 6008 Teak and Rosewood stocked in the US, no minimum. Minimum 1,000 lineal ft for Moleskin and Ebony. Standard Length - 9 ft 10 in. | | 0.85 kg/lm 0.57 lb/ft | | ✓ | ✓ | ✓ |
| Soleo 6029 Minimum 1,000 lineal ft for all colors. Standard Length - 9 ft 10 in. | | 1.00 kg/lm 0.67 lb/ft | | ✓ | | |
| Soleo 6026 Minimum 1,000 lineal ft for all colors. Standard Length - 9 ft 10 in. | | 1.05 kg/lm 0.71 lb/ft | ✓ | | | |
| Soleo 6011 Minimum 1,600 lineal ft for all colors. Standard Length - 9 ft 10 in. | | 1.12 kg/lm 0.75 lb/ft | | | | |
| Soleo 6030 Minimum 1,000 lineal ft for all colors. Standard Length - 9 ft 10 in. | | 1.20 kg/lm 0.81 lb/ft | | ✓ | ✓ | ✓ |
| Soleo 6017 Minimum 1,000 lineal ft for all colors. Standard Length - 9 ft 10 in. | | 1.60 kg/lm 1.08 lb/ft | ✓ | | | |
| Soleo 6036 Minimum 1,600 lineal ft for all colors. Standard Length - 9 ft 10 in. | | 1.00 kg/lm 0.67 lb/ft | | | | |
| Soleo 6009 Minimum 1,000 lineal ft for all colors. Standard Length - 9 ft 10 in. | | 1.40 kg/lm 0.94 lb/ft | | ✓ | ✓ | ✓ |

| | Dimensions | Weight | End caps | | Connectors | |
|---|------------|--------------------------|----------|-----|------------|--------|
| | | | Plastic | WPC | Straight | Corner |
| Soleo 6034 <i>Minimum 1,000 lineal ft for all colors. Standard Length - 9 ft 10 in.</i> | | 1.94 kg/lm 1.30 lb/ft | ✓ | | | |
| Soleo 6031 <i>Teak and Rosewood stocked in the US, no minimum. Minimum 1,000 lineal ft for Moleskin and Ebony. Standard Length - 9 ft 10 in.</i> | | 1.60 kg/lm 1.08 lb/ft | | ✓ | ✓ | |
| Soleo 6010 <i>Teak and Rosewood stocked in the US, no minimum. Minimum 1,000 lineal ft for Moleskin and Ebony. Standard Length - 9 ft 10 in.</i> | | 2.30 kg/lm 1.55 lb/ft | | ✓ | ✓ | ✓ |
| Soleo 6038 <i>Minimum 1,600 lineal ft for all colors. Standard Length - 9 ft 10 in.</i> | | 2.00 kg/lm 1.34 lb/ft | | | | |
| Soleo 6024 <i>Minimum 1,600 lineal ft for all colors. Standard Length - 9 ft 10 in.</i> | | 2.06 kg/lm 1.38 lb/ft | | | | |
| Soleo 6040 <i>Minimum 1,600 lineal ft for all colors. Standard Length - 9 ft 10 in.</i> | | 2.40 kg/lm 1.61 lb/ft | | | | |
| Soleo 6050 <i>Minimum 1,600 lineal ft for all colors. Standard Length - 9 ft 10 in.</i> | | 3.90 kg/lm 2.62 lb/ft | | | | |
| Soleo 6033 <i>Teak and Rosewood stocked in the US, no minimum. Minimum 1,000 lineal ft for Moleskin and Ebony. Standard Length - 9 ft 10 in.</i> | | 3.30 kg/lm 2.22 lb/ft | ✓ | | ✓ | |
| Planeo 4010 <i>Minimum 1,600 lineal ft for all colors. Standard Length - 9 ft 10 in.</i> | | 2.21 kg/lm 1.49 lb/ft | | | | |
| Planeo 4044* <i>Minimum 800 lineal ft for all colors. Custom Lengths Only</i> | | 4.52 kg/lm 3.04 lb/ft | | | | |
| Planeo 4123* <i>Minimum 800 lineal ft for all colors. Custom Lengths Only</i> | | 3.74 kg/lm 2.51 lb/ft | | | | |
| Planeo 4048* <i>Minimum 800 lineal ft for all colors. Custom Lengths Only</i> | | 4.80 kg/lm 3.23 lb/ft | | | | |

* Planeo boards cannot be cut within the bolts at either board end. Refer to Architectural Elements Installation Guide for more details.

| | Dimensions | Weight | End caps | | Connectors | |
|--|------------|---------------------------|----------|-----|------------|--------|
| | | | Plastic | WPC | Straight | Corner |
| Planeo 4061* <i>Minimum 800 lineal ft for all colors. Custom Lengths Only</i> | | 9.50 kg/lm 6.38 lb/ft | | | | |
| Planeo 4046* <i>Minimum 1,600 lineal ft for all colors. Standard Length - 9 ft 10 in.</i> | | 9.90 kg/lm 6.65 lb/ft | | | | |
| Planeo 4062* <i>Minimum 550 lineal ft for all colors. Custom Lengths Only</i> | | 14.25 kg/lm 9.58 lb/ft | | | | |
| Diameo 2018 <i>Minimum 1,600 lineal ft for all colors. Standard Length - 9 ft 10 in.</i> | | 1.42 kg/lm 0.95 lb/ft | ✓ | | ✓ | |
| Diameo 2023 <i>Minimum 800 lineal ft for all colors. Custom Lengths Only</i> | | 7.43 kg/lm 4.99 lb/ft | | | | |
| Careo 7010 <i>Minimum 1,000 lineal ft for all colors. Standard Length - 9 ft 10 in.</i> | | 0.74 kg/lm 0.50 lb/ft | | | | |
| Careo 7031 <i>Minimum 1,000 lineal ft for all colors. Standard Length - 9 ft 10 in.</i> | | 0.82 kg/lm 0.55 lb/ft | | | | |
| Careo 7011 <i>Minimum 1,000 lineal ft for all colors. Standard Length - 9 ft 10 in.</i> | | 1.34 kg/lm 0.90 lb/ft | | | | ✓ |

* Planeo boards cannot be cut within the bolts at either board end. Refer to Architectural Elements Installation Guide for more details.



Warehoused in the USA

Standard lengths = 3 meters (9' 10"). Max length available = 6 m (19' 8") and for Planeo = 8 m (26"). Minimum order for non-standard lengths = 500 m (1640')

| | Dimensions | Weight | End caps | | Connectors | |
|---|------------|--------------------------|----------|-----|------------|--------|
| | | | Plastic | WPC | Straight | Corner |
| Careo 7035 <i>Minimum 1,000 lineal ft. for all colors. Standard Length - 9 ft 10 in.</i> | | 2.28 kg/lm 1.53 lb/ft | | | | |
| Careo 7014 <i>Minimum 1,000 lineal ft. for all colors. Standard Length - 9 ft 10 in.</i> | | 2.80 kg/lm 1.88 lb/ft | | ✓ | | |
| Careo 7016 <i>Minimum 1,600 lineal ft. for all colors. Standard Length - 9 ft 10 in.</i> | | 4.00 kg/lm 2.69 lb/ft | | | | |

End Caps

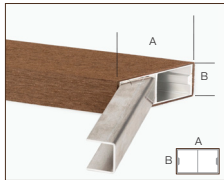


Non standard End Caps & Splicers/Connectors available on request.

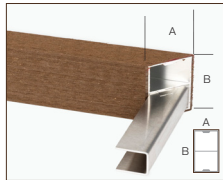
Splicers/Connectors

Corners

Française (Lying Down)



Belge (Standing Up)



Straight

Note: bumps to prevent sliding during installation



Warehoused in the USA

Standard lengths = 3 meters (9' 10"). Max length available = 6 m (19' 8") and for Planeo = 8 m (26"). Minimum order for non-standard lengths = 500 m (1640')

Cladding & Soffit



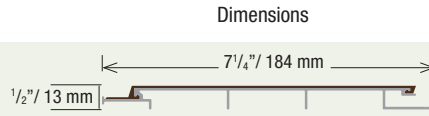
HYBRID ALUMINUM/WPC

Available in Teak, Moleskin, Rosewood and Ebony

Vertigo 5010

All colors stocked in the US, no minimum. Standard Length - 12 ft.


Non-combustible according to ASTM E136.



Weight
1.19 kg/lm
0.80 lb/ft

Warehoused in the USA

Commercial Decking



CO-EXTRUDED WOOD PLASTIC COMPOSITE

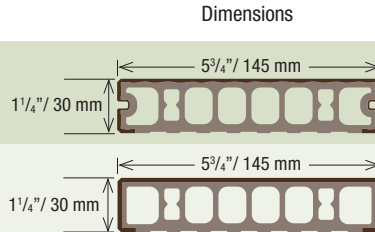
Available in Teak, Moleskin, Rosewood and Ebony

Qualita 020C

All colors stocked in the US, no minimum. Standard Length - 12 ft.

Qualita 020E

All colors stocked in the US, no minimum. Standard Length - 12 ft.



| Dimensions | Weight | Clips and screws | End caps and screws |
|--------------|--------------------------|------------------|---------------------|
| Qualita 020C | 3.30 kg/lm 2.21 lb/ft | ✓ | ✓ |
| Qualita 020E | 3.30 kg/lm 2.21 lb/ft | | ✓ |

Warehoused in the USA

Standard lengths = 3 meters (9' 10"). Max length available = 6 m (19' 8") and for Planeo = 8 m (26"). Minimum order for non-standard lengths = 500 m (1640')

Standard Colors



Non-Stocked Colors 90 day lead time. Minimum order 5,000 lineal ft.



Custom Colors available for orders >6,000 sq. ft.

To learn more about the advantages of Geolam, our complete product line, or for any other information, please visit our website or contact us at any time.

usa.geolam.com

1-877-627-3530 • info@geolaminc.com

Geolam[®]
Architectural Eco-Technology