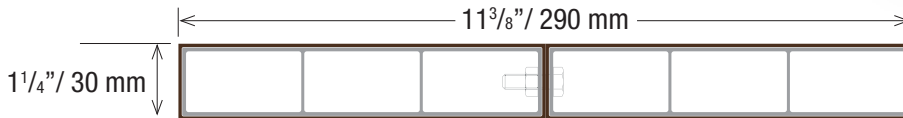



Planeo 4123

Geolam[®]
Architectural Eco-Technology

Hybrid Aluminum/WPC Architectural Elements

Datasheet



*Technical information may change without warning.
Please ensure you that you reference our latest as shown on our website at www.geolaminc.com*

Thickness: 1 1/4 in | 30 mm
Width: 11 3/8 in | 290 mm
Section tolerances in mm: + 0.5 / - 2.0

Fire rating:
On request before order

Surfaces finish: Sanded

Profiles fastening and installation:
Check our website www.geolaminc.com

Standard length: 9 ft 10 in | 3.0 m

On order any length from:
7 ft to 27 ft | 2.15 m to 8.25 m

Weight: 2.51 lb/ft | 3.74 kg/m

Secondary moment Ix (cm⁴): 13.24

Secondary moment Iy (cm⁴): 701.27

Section modulus Z+x (cm³): 10.25

Section modulus Z-x (cm³): 9.4

Section modulus Z+y (cm³): 48.87

Section modulus Z-y (cm³): 48.87

Core in anodized aluminum alloy:
A6063S-T5 Serie 6000

Coefficient of Thermal Expansion (20-100°C):
23.4 μm/m/°C

Modulus of Elasticity: 68.9 GPa

Max Tensile Strength: 186 Mpa

Carbon Footprint:
WPC : 1.54 kg CO₂ /Kg
Profile : 9.005 kg CO₂ /Kg

IMPORTANT:

Planeo boards consist of other Geolam hybrid profiles, usually Soleo, that are bolted internally to produce a larger board. The bolts are usually placed 2 – 4 ft apart depending on the profile and are inset approx 2" at the end of each board. The boards can be field cut with a small tooth saw to shorten them but only the 2" on the ends that stick out past the end bolts. Please do not cut these boards anywhere else. This may compromise the structural integrity of the board.

Sanding finish and/or shading may vary between runs

Standard Colors - Minimum 1,600 ft for all colors.



Teak



Moleskin



Rosewood



Ebony


Non-Standard Colors - 90 day lead time - Minimum order 5,000 ft.



Ivory



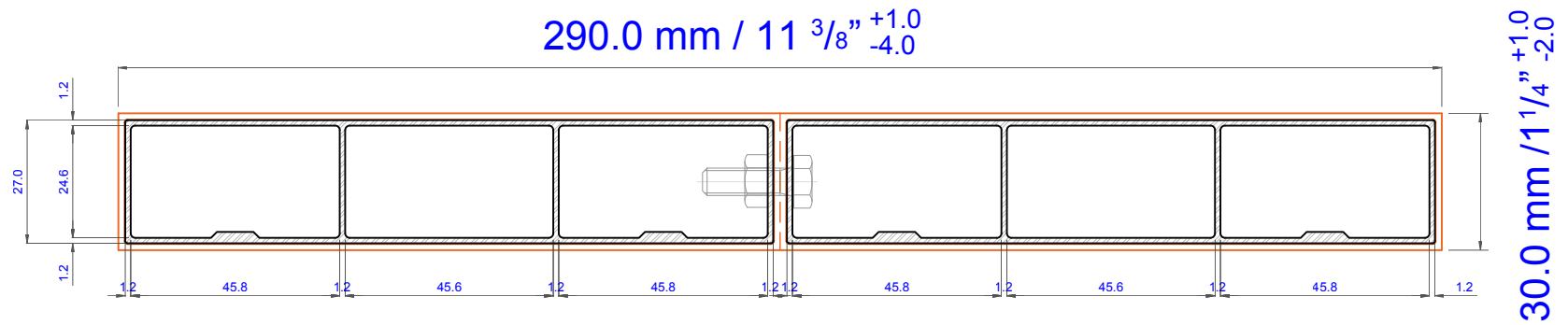
Blackwood



Bilinga

Custom Colors Available - Minimum order 10,000 ft.

www.geolaminc.com
Toll free: 1-877-627-3530
info@geolaminc.com



| | | | | | |
|---|--------|--|-------|-------------------------------|--|
| Technical specifications, dimensions in mm | | Cross section coefficient Z+x (cm ³) | 10.25 | Wood hybrid system WHS | Type 1.0 |
| Weight (lbs/ft) | 2.51 | Cross section coefficient Z-x (cm ³) | 9.40 | Planeo 4123 | Geolam[®] www.geolaminc.com |
| Cross section, secondary moment Ix (cm ⁴) | 13.24 | Cross section coefficient Z+y (cm ³) | 48.87 | | |
| Cross section, secondary moment Iy (cm ⁴) | 701.27 | Cross section coefficient Z-y (cm ³) | 48.87 | | |