
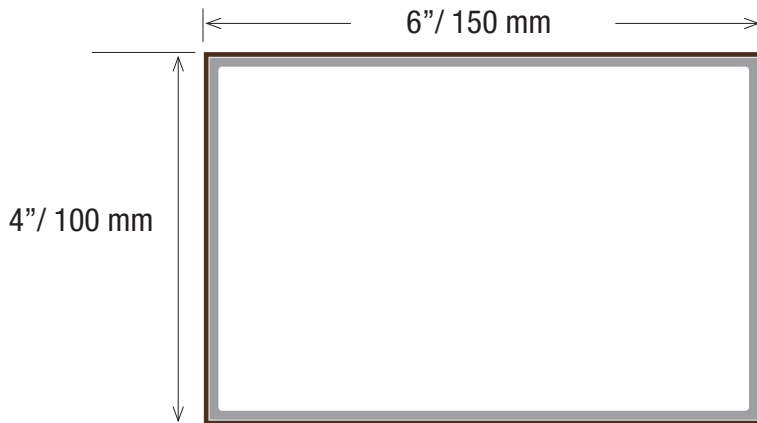


Soleo 6050

Hybrid Aluminum/WPC Architectural Elements

Datasheet



*Technical information may change without warning.
Please ensure you that you reference our latest as shown on our website at www.geolaminc.com*

Thickness: 4 in | 100 mm

Width: 6 in | 150 mm

Section tolerances in mm: + 0.5 / - 2.0

Fire rating:

On request before order

Surfaces finish: Sanded

Profiles fastening and installation:

Check our website www.geolaminc.com

Standard length: 9 ft 10 in | 3.0 m

Or order custom lengths from:

7 ft to 19 ft 8 in | 2.15 m to 6 m

Weight: 2.62 lb/ft | 3.90 kg/m

Secondary moment I_x (cm⁴): 189.43

Secondary moment I_y (cm⁴): 358.85

Section modulus Z_{+x} (cm³): 39.06

Section modulus Z_{-x} (cm³): 39.06

Section modulus Z_{+y} (cm³): 48.82

Section modulus Z_{-y} (cm³): 48.82

Core in anodized aluminum alloy:

A6063S-T5 Serie 6000

Coefficient of Thermal Expansion (20-100°C):

23.4 μm/m/°C

Modulus of Elasticity: 68.9 GPa

Max Tensile Strength: 186 Mpa

Carbon Footprint:

WPC : 1.54 kg CO₂ /Kg

Profile : 9.005 kg CO₂ /Kg

Sanding finish and/or shading may vary between runs

Standard Colors - Minimum 1,600 ft for all colors.



Teak



Moleskin



Rosewood



Ebony


Non-Standard Colors - 90 day lead time - Minimum order 5,000 ft.



Ivory



Blackwood




Bilinga

Custom Colors Available - Minimum order 10,000 ft.

www.geolaminc.com

Toll free: 1-877-627-3530

info@geolaminc.com



Technical specifications, dimensions in mm		Cross section coefficient Z+x (cm ³)	39.06	Wood hybrid system WHS	Type 1.0
Weight (kg/ml)	3.90	Cross section coefficient Z-x (cm ³)	39.06	Soleo 6050	Geolam www.geolaminc.com
Cross section, secondary moment Ix (cm ⁴)	189.43	Cross section coefficient Z+y (cm ³)	48.82		
Cross section, secondary moment Iy (cm ⁴)	358.85	Cross section coefficient Z-y (cm ³)	48.82		