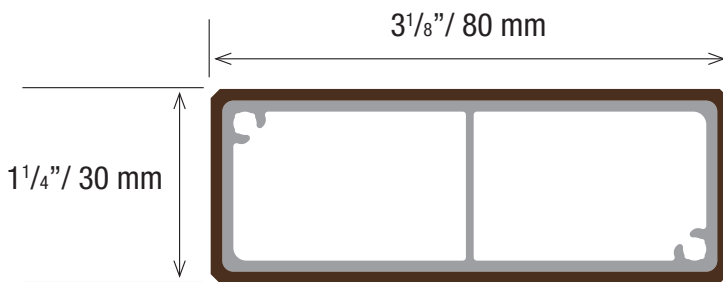


Soleo 6030

Geolam[®]
Architectural Eco-Technology

Hybrid Aluminum/WPC Architectural Elements

Datasheet



*Technical information may change without warning.
Please ensure you that you reference our latest as shown on our website at www.geolaminc.com*

Thickness: 1 1/4 in | 30 mm
Width: 3 1/8 in | 80 mm
Section tolerances in mm: + 0.5 / - 2.0

Fire rating:
On request before order

Surfaces finish: Sanded

Profiles fastening and installation:
Check our website www.geolaminc.com

Standard length: 9 ft 10 in | 3.0 m

Or order custom lengths from:
7 ft to 19 ft 8 in | 2.15 m to 6 m

Weight: 0.81 lb/ft | 1.20 kg/m

Secondary moment I_x (cm⁴): 3.98

Secondary moment I_y (cm⁴): 22.38

Section modulus Z_{+x} (cm³): 3.06

Section modulus Z_{-x} (cm³): 3.06

Section modulus Z_{+y} (cm³): 22.38

Section modulus Z_{-y} (cm³): 22.38

Core in anodized aluminum alloy:
A6063S-T5 Serie 6000

Coefficient of Thermal Expansion (20-100°C):
23.4 μm/m/°C

Modulus of Elasticity: 68.9 GPa

Max Tensile Strength: 186 Mpa

Carbon Footprint:
WPC : 1.54 kg CO₂ /Kg
Profile : 9.005 kg CO₂ /Kg

Sanding finish and/or shading may vary between runs

Standard Colors - Minimum 1,000 ft for all colors.



Teak



Moleskin



Rosewood



Ebony


Non-Standard Colors - 90 day lead time - Minimum order 5,000 ft.



Ivory



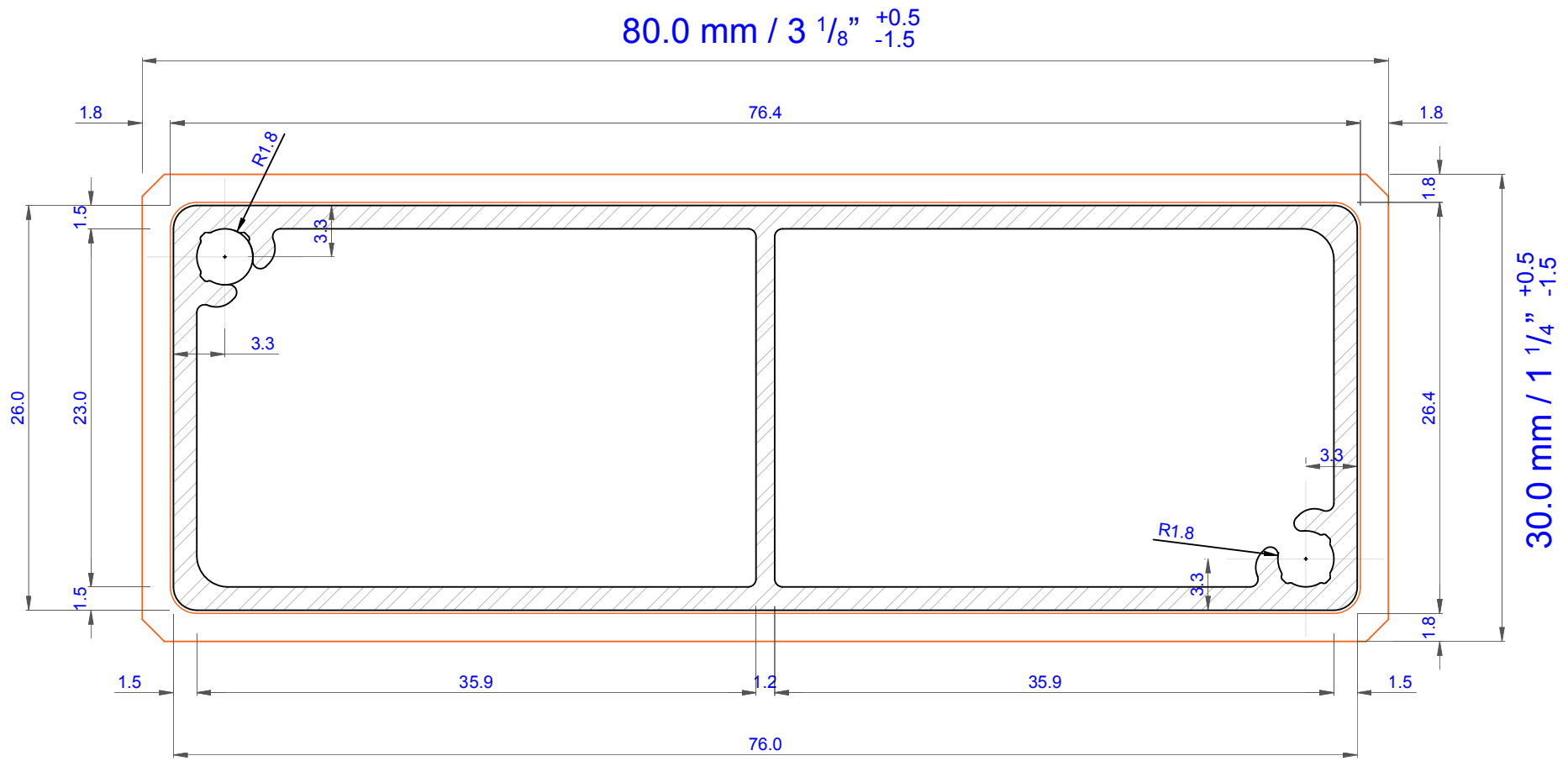
Blackwood



Bilinga

Custom Colors Available - Minimum order 10,000 ft.

www.geolaminc.com
Toll free: 1-877-627-3530
info@geolaminc.com



| | | | | | |
|---|-------|--|-------|-------------------------------|----------|
| Technical specifications, dimensions in mm | | Cross section coefficient Z+x (cm ³) | 3.06 | Wood hybrid system WHS | Type 1.0 |
| Weight (kg/ml) | 1.25 | Cross section coefficient Z-x (cm ³) | 3.06 | Soleo 6030 | |
| Cross section, secondary moment Ix (cm ⁴) | 3.98 | Cross section coefficient Z+y (cm ³) | 22.38 | | |
| Cross section, secondary moment Iy (cm ⁴) | 22.38 | Cross section coefficient Z-y (cm ³) | 22.38 | | |

