


Soleo 6010

Hybrid Aluminum/WPC Architectural Elements

Datasheet



*Technical information may change without warning.
Please ensure you that you reference our latest as shown on our website at www.geolaminc.com*

Thickness: 2 1/8 in | 53 mm
Width: 5 1/8 in | 128 mm
Section tolerances in mm: + 0.5 / - 2.0

Fire rating:
On request before order

Surfaces finish: Sanded

Profiles fastening and installation:
Check our website www.geolaminc.com

Standard length: 9 ft 10 in | 3.0 m

Or order custom lengths from:
7 ft to 19 ft 8 in | 2.15 m to 6 m

Weight: 1.55 lb/ft | 2.30 kg/m

Secondary moment Ix (cm⁴): 24.61

Secondary moment Iy (cm⁴): 101.53

Section modulus Z+x (cm³): 10.13

Section modulus Z-x (cm³): 10.13

Section modulus Z+y (cm³): 16.43

Section modulus Z-y (cm³): 16.43

Core in anodized aluminum alloy:
A6063S-T5 Serie 6000


Coefficient of Thermal Expansion (20-100°C):
23.4 μm/m/°C

Modulus of Elasticity: 68.9 GPa

Max Tensile Strength: 186 Mpa

Carbon Footprint:
WPC : 1.54 kg CO₂ /Kg
Profile : 9.005 kg CO₂ /Kg

Sanding finish and/or shading may vary between runs

Standard Colors -  Teak and Rosewood stocked in the US, no minimum.
Minimum 1,000 ft for Moleskin and Ebony.



Teak



Moleskin



Rosewood



Ebony


Non-Standard Colors - 90 day lead time - Minimum order 5,000 ft.



Ivory



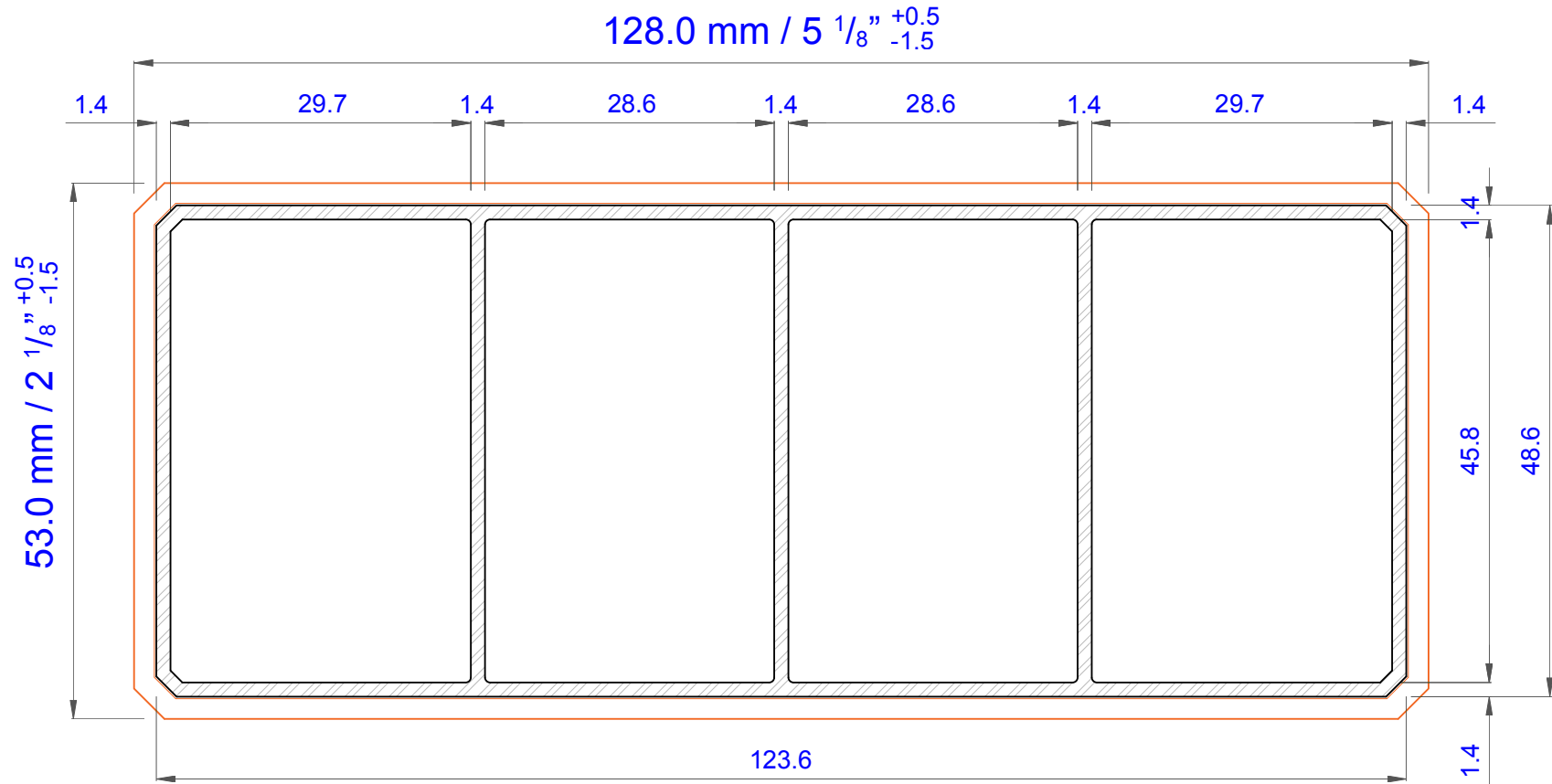
Blackwood



Bilinga

Custom Colors Available - Minimum order 10,000 ft.

www.geolaminc.com
Toll free: 1-877-627-3530
info@geolaminc.com



Technical specifications, dimensions in mm		Cross section coefficient Z+x (cm ³)	10.13	Wood hybrid system WHS	Type 1.0
Weight (kg/ml)	2.30	Cross section coefficient Z-x (cm ³)	10.13	Soleo 6010	
Cross section, secondary moment Ix (cm ⁴)	24.61	Cross section coefficient Z+y (cm ³)	16.43		
Cross section, secondary moment Iy (cm ⁴)	101.53	Cross section coefficient Z-y (cm ³)	16.43		

